

Tools

Mini Match the Photos



Match the Photos is a fun and stimulating matching activity that encourages conversation and reminiscing. This “Tools” set has images from the workshop.

Benefits

- Great cognitive exercise
- Fun conversation starter

Prepare the Activity

Print out the four pages of the activity. If you have card stock, use that, or if you have a laminator, laminate the sheets. Cut the “cards” sheet (the first and second sheets) into quarters resulting in eight picture cards.

Basic Preparation

It’s easy to overlook, but the success of any activity can depend on some basic preparation.

Preparation

- Is the person comfortable?
- Is the area free from distractions?
- Is the lighting in the room appropriate for this activity?
- If the person requires glasses, are they wearing them?
Are they clean?

Refer to the “[Presenting an Activity, Start to Finish](#)” article on our website for more details.

When possible, you should demonstrate the activity first, showing what is expected while using as few words as possible to describe it. When you are finished the activity, thank the person for participating and ask if they would like to do it again sometime.

Presenting the Activity

1. Place a card on the table in front of the person.
Encourage them to pick up the card and talk about the picture, stories and experiences that they may have had that relate.
2. Repeat with the other cards.
3. Place the template in front of the person, then put one of the picture cards below the template.
4. Ask them to place the card on the template.
5. Repeat this for each of the cards.
6. Once the person becomes more familiar with the activity, offer them more than one card at a time to match against the templates.
7. To add more challenge, cut the words off the card and then use either the picture or the words to match against the template.

Presenting

- Encourage conversation about each card, one at a time
- Match one card against the template
- Repeat with other cards
- Offer more cards at a time
- For more challenge, cut the words off the cards and match either the words or the pictures

You May Also Like...

If the person enjoyed this matching activity, they may enjoy our full Match the Photos and other matching games and puzzles. You can find them in the [Matching section of our website](#).

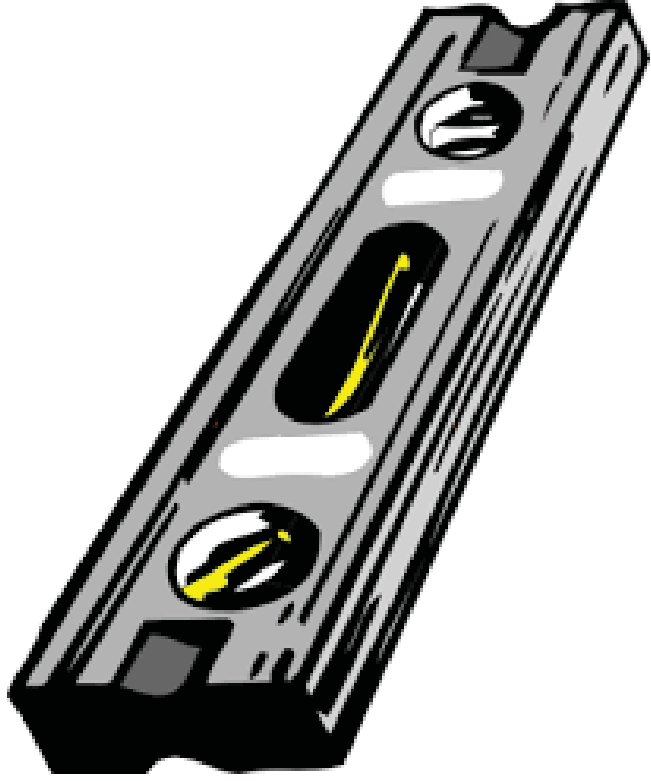


Thank you for downloading this free activity from Keeping Busy. We hope that you find it beneficial. Please [visit our website](#) to see all of our engaging activities.



pliers

level



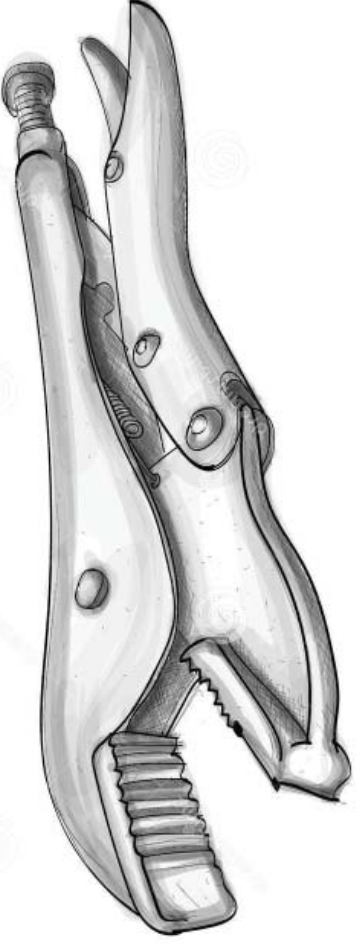
tape measure

hammer

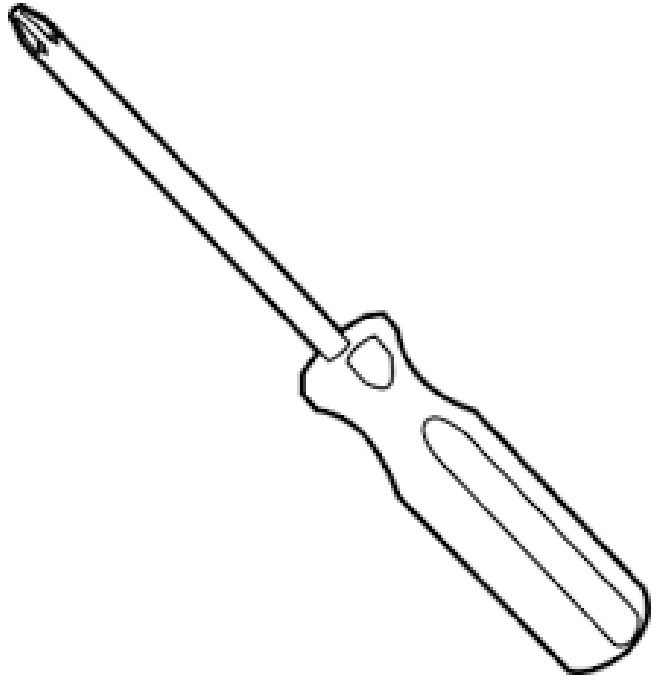




wrench



vise grips



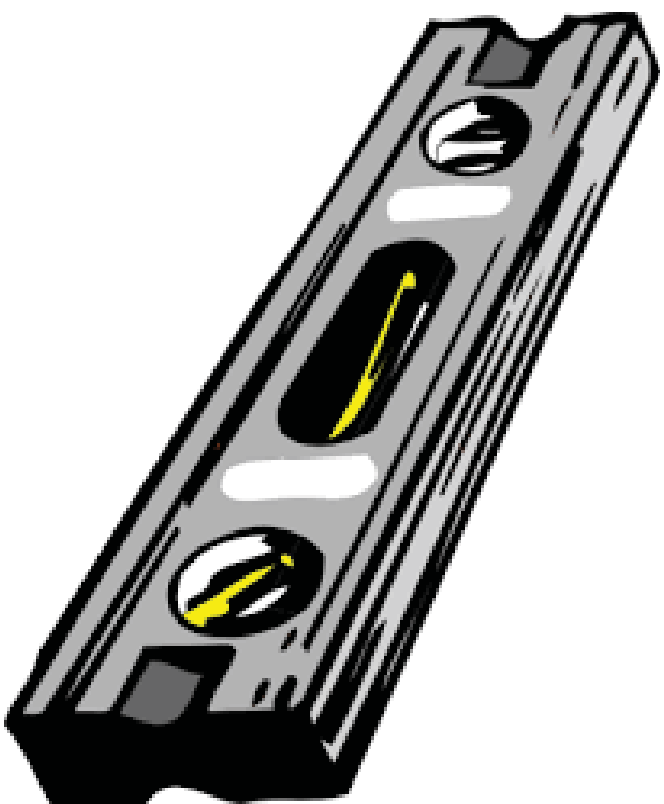
screw driver



saw



hammer



level



pliers



tape measure

vise grips



saw



wrench



screw driver

